

336 GC

HYDRAULIC EXCAVATOR



Engine Power
Operating Weight

194 kW (259 hp)
33 900 kg (74,800 lb)

Cat® C7.1 ACERT™ Engine meets Brazil MAR-1 and China Nonroad Stage III emission standards, equivalent to U.S. EPA Tier 3 and EU Stage IIIA.



NEXT GENERATION EXCAVATORS

The new line of Cat® Excavators was designed with a new approach to equipment families that gives you:

- + MORE MODEL OPTIONS
- + MORE STANDARD TECHNOLOGIES
- + MORE PRICE POINTS

Ready to help you make your business stronger, Cat Excavators give you new ways to get the most work done at the lowest cost – so you put more money in your pocket.



THE NEW CAT® 336 GC

RELIABLE. COMFORTABLE. PRODUCTIVE.

THE CAT 336 GC offers you the ideal balance of dependable performance, operator productivity features, and reduced costs. The Cat 336 GC is a smart choice for operations where high reliability and low-cost-per-hour performance are priorities.



INCREASE FUEL EFFICIENCY UP TO 5%¹

A precise combination of lower engine speed and large hydraulic pump pressure and flow delivers more work per unit of fuel.

WORK SMART. SAVE MONEY.

The Cat 336 GC is equipped to help you manage fuel consumption. Choose between two power modes to match your specific applications – Power Mode and the new Smart Mode.

Power Mode delivers maximum productivity in high-demand applications like truck loading and trenching.

Smart Mode automatically matches engine speed and hydraulic power to demand for the highest fuel efficiency in any application.

¹ Compared to the 336D2.

LOAD MORE WITH LESS

The Next Generation Cat® 336 GC Excavator is 5% more fuel efficient.

LOAD 4 MORE TRUCKS USING THE SAME AMOUNT OF FUEL.



SCENARIO:

Cat® Excavators loading Cat 730 trucks using 266 L (70 gal) of fuel each day.



LOWER MAINTENANCE COSTS

With extended maintenance intervals, you get more done at a lower cost compared to the 336D2. Consolidated filter locations make service faster. Hydraulic, air, and fuel tank filters have increased capacity and longer life.


KEY MAINTENANCE COST REDUCTIONS INCLUDE:

- + Consolidated filter locations to reduce service time.
- + Oil and fuel filters with extended maintenance intervals.
- + New hydraulic filter with higher dirt holding capacity.
- + New Cat air filter with double the dust holding capacity of the previous filter.



WHAT WILL YOU DO WITH YOUR SAVINGS?

REPLACE **50 FEWER FILTERS** OVER 12,000 HOURS OF OPERATION.



THAT SAVES YOU **UP TO 15%** IN MAINTENANCE COSTS*



*SOURCE: INTERNAL NEXT GENERATION PRODUCT SUPPORT MAINTENANCE COST COMPARISON

CAT LINK TECHNOLOGY

TAKES THE GUESSWORK OUT OF MANAGING YOUR EQUIPMENT

CAT LINK telematics technology helps take the complexity out of managing your job sites – by gathering data generated by your equipment, materials, and people and serving it up to you in customizable formats.



PRODUCT LINK™

Product Link™ collects data automatically and accurately from your assets – any type and any brand. Information such as location, hours, fuel usage, productivity, idle time, maintenance alerts, diagnostic codes, and machine health can be viewed online through web and mobile applications.



VISIONLINK®

Access information anytime, anywhere with VisionLink® – and use it to make informed decisions that boost productivity, lower costs, simplify maintenance, and improve safety and security on your job site. With different subscription level options, your Cat dealer can help you configure exactly what you need to connect your fleet and manage your business – without paying for extras you don't want. Subscriptions are available with cellular or satellite reporting (or both).

Caterpillar releases products, services, and technologies in each region at different time intervals. Please verify with your local Cat dealer for technology availability and specifications.

NEW CAB TAKES THE HARD OUT OF WORK

Sites where excavators typically work are rugged and challenging. That's why it's important that the new 336 GC cab protects the operator as much as possible from fatigue, stresses, sounds, and temperatures of the job.



ISO-CERTIFIED ROPS CAB

The ISO-certified ROPS cab is sound-suppressed and sealed. The windows and lower front profile of the machine give outstanding visibility to the work area without the strain of constantly leaning forward.

ALL-AROUND VISIBILITY

Large windows at the front, sides, and rear give excellent visibility in all directions from the operator seat. The ROPS structure uses narrow front cab pillars to allow a wider field of view to the front. Plus, with the standard rearview camera, operators will always be aware of what's surrounding the excavator.

EASY ACCESS, CONNECTIVITY, AND STORAGE

Convenience features include Bluetooth® integrated radio, USB ports for charging and phone connectivity, 12V DC outlets and AUX port, storage in rear, overhead and console compartments, and cup and bottle holders.



TOUCHSCREEN MONITOR

Most machine settings can be controlled through the high-resolution 203 mm/8 inch touchscreen monitor. It offers 42 languages and is easy to reach from the seat – no twisting or turning to reach switches. A handy jog dial control and shortcut keys are also ergonomically positioned on the right console.



NEW SEAT AND CONSOLE

Efficiency of movement is critical to keeping operators productive and alert all shift long. The 336 GC seat is designed for easy operation and comfort. The new standard seat is wide and adjustable so operators of any size can work comfortably.





CUSTOMIZABLE JOYSTICKS

Joystick function can be customized through the monitor. Joystick pattern as well as response can be set to match operator preference. All preferences are saved with the operator ID and restored at log in.



KEYLESS PUSH START

The 336 GC uses a keyless push-button engine start. This adds security for the machine by using Operator ID codes to limit and track machine access. Codes can be entered manually, via an optional Bluetooth key fob, or smartphone app.



SAFETY FEATURES

LOOK OUT FOR YOUR PEOPLE
AND YOUR EQUIPMENT

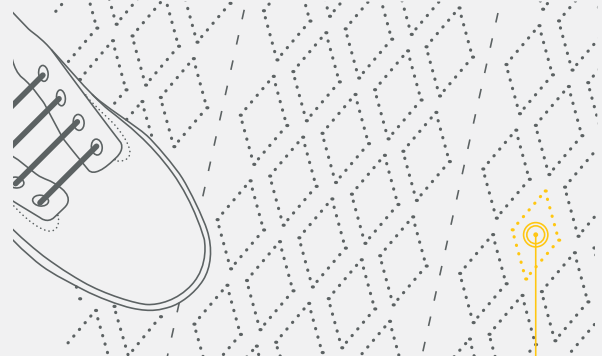
Routine maintenance checks can be performed faster, easier, and safer with ground-level access to the air precleaner, the fuel water separator, fuel tank water and sediment drains, and cooling system coolant level check.

KEEP YOUR EXCAVATOR SECURE

Use your PIN code on the monitor, the optional Bluetooth key fob, or your smartphone to enable the push-button starting feature.

1,148 WAYS TO STAY SAFE.

FACT: **SLIPPING** IS ONE OF THE **BIGGEST CONTRIBUTORS** TO WORKPLACE INJURIES.*



OUR ANTI-SKID PLATES FEATURE

1,000+ INDIVIDUAL PERFORATIONS FOR BETTER TRACTION

*SOURCE: [HTTPS://WWW.OSHA.GOV/DTE/GRANT_MATERIALS/FY07/SH-16625-07/SLIPSTRIPSFALLS.PPT](https://www.osha.gov/dte/grant_materials/fy07/sh-16625-07/slipstripsfalls.ppt)

INCREASE YOUR PRODUCTIVITY AND PROFIT WITH CAT ATTACHMENTS

You can easily expand the performance of your machine by utilizing any of the variety of Cat Attachments. Each Cat Attachment is designed to fit the weight and horsepower of Cat Excavators for improved performance, safety, and stability.

BUCKETS



HYDRAULIC HAMMERS



QUICK COUPLERS



VIBRATORY PLATE COMPACTORS



TECHNICAL SPECIFICATIONS

See cat.com for complete specifications.

ENGINE		
Engine Model	Cat C7.1 ACERT	
Net Power – ISO 9249/SAE J1349	194 kW	259 hp
Gross Power – ISO 14396	195 kW	261 hp
Engine RPM		
Operation	1,900 rpm	
Travel	2,000 rpm	
Bore	105 mm	4 in
Stroke	135 mm	5 in
Displacement	7.1 L	433 in ³
HYDRAULIC SYSTEM		
Main System – Maximum Flow – Implement	559 L/min (279 × 2 pumps) 148 gal/min (74 × 2 pumps)	
Maximum Pressure – Equipment – Implement	35 000 kPa	5,076 psi
Maximum Pressure – Travel	35 000 kPa	5,076 psi
Maximum Pressure – Swing	28 000 kPa	4,061 psi
SWING MECHANISM		
Swing Speed	8.74 rpm	
Maximum Swing Torque	137 kN·m	101,168 lbf·ft
WEIGHTS		
Operating Weight*	33 900 kg	74,800 lb
Standard undercarriage, Reach boom, R3.2DB (10'6") stick, HD 1.88 m ³ (2.46 yd ³) bucket, 600 mm (24") triple grouser shoes, 6.8 mt (14,991 lb) counterweight.		
*Add 900 kg (1,900 lb) more for long undercarriage.		
SERVICE REFILL CAPACITIES		
Fuel Tank	600 L	158.5 gal
Cooling System	19 L	4.9 gal
Engine Oil (with filter)	20 L	5.3 gal
Swing Drive (each)	18 L	4.8 gal
Final Drive (each)	8 L	2.1 gal
Hydraulic System (including tank)	373 L	98.5 gal
Hydraulic Tank	161 L	42.5 gal

DIMENSIONS		
Boom	Reach Boom 6.5 m (21'4")	
Stick	Reach Stick 3.2 m (10'6")	
Bucket	HD 1.88 m³ (2.46 yd³)	
Shipping Height (top of cab)	3170 mm	10.4 ft
Handrail Height	3160 mm	10.4 ft
Shipping Length	11 170 mm	36.6 ft
Tail Swing Radius	3530 mm	11.6 ft
Counterweight Clearance	1250 mm	4.1 ft
Ground Clearance	510 mm	1.7 ft
Length to Center of Rollers		
Long Undercarriage	4040 mm	13.3 ft
Standard Undercarriage	3610 mm	11.8 ft
Track Length		
Long Undercarriage	5030 mm	16.5 ft
Standard Undercarriage	4590 mm	15.1 ft
Track Gauge	2590 mm	8.5 ft
Transport Width – 600 mm (24") Shoes	3190 mm	10.5 ft
WORKING RANGES AND FORCES		
Boom	Reach Boom 6.5 m (21'4")	
Stick	Reach Stick 3.2 m (10'6")	
Bucket	HD 1.88 m³ (2.46 yd³)	
Maximum Digging Depth	7520 mm	24.7 ft
Maximum Reach at Ground Level	11 050 mm	36.3 ft
Maximum Cutting Height	10 300 mm	33.8 ft
Maximum Loading Height	7080 mm	23.2 ft
Minimum Loading Height	2580 mm	8.5 ft
Maximum Depth Cut for 2440 mm (8') Level Bottom	7360 mm	24.1 ft
Maximum Vertical Wall Digging Depth	5660 mm	18.6 ft
Bucket Digging Force (SAE)	172 kN	38,730 lbf
Bucket Digging Force (ISO)	197 kN	44,350 lbf
Stick Digging Force (SAE)	143 kN	32,060 lbf
Stick Digging Force (ISO)	148 kN	33,160 lbf

STANDARD & OPTIONAL EQUIPMENT

Standard and optional equipment may vary. Consult your Cat dealer for details.

CAB	STANDARD	OPTIONAL
ROPS, sound suppression	•	
High-resolution 203 mm (8") LCD touchscreen monitor	•	
Mechanically adjustable seat	•	
ENGINE	STANDARD	OPTIONAL
Cold start block heaters		•
Two selectable modes: Power, Smart	•	
One-touch low idle with automatic engine speed control	•	
2300 m (7,546 ft) altitude capability with no engine power de-rating	•	
52° C (126° F) high-ambient cooling capacity	•	
-18° C (0° F) cold start capability	•	
-32° C (-25° F) cold start capability		•
Double element air filter with integrated precleaner	•	
Remote disable	•	
Biodiesel capability up to B20	•	
HYDRAULIC SYSTEM	STANDARD	OPTIONAL
Boom and stick regeneration circuit	•	
Electronic main control valve	•	
Automatic hydraulic oil warm up	•	
Reverse swing damping valve	•	
Automatic swing parking brake	•	
High performance hydraulic return filter	•	
Two speed travel	•	
Bio hydraulic oil capability	•	
Fine swing		•
Single one-way auxiliary circuit		•
Combined two-way auxiliary circuit		•
Combined two-way auxiliary circuit with hammer return filter		•
Medium-pressure auxiliary circuit		•
Quick coupler circuit for Cat Pin Grabber and CW Dedicated		•

UNDERCARRIAGE AND STRUCTURES	STANDARD	OPTIONAL
Long undercarriage*	•	
Standard undercarriage	•	
Towing eye on base frame	•	
6.8 mt (14,991 lb) counterweight	•	
600 mm (24") triple grouser track shoes		•
700 mm (28") triple grouser track shoes		•
800 mm (31") triple grouser track shoes		•
850 mm (33") triple grouser track shoes		•
*Indonesia only		
BOOM AND STICKS	STANDARD	OPTIONAL
6.5 m (21'4") Reach boom	•	
2.8 m (9'2") stick		•
3.2 m (10'6") stick		•
ELECTRICAL SYSTEM	STANDARD	OPTIONAL
Maintenance-free 1,000 CCA batteries (x2)	•	
Centralized electrical disconnect switch	•	
LED chassis light, LH and RH boom lights, cab lights	•	
CAT CONNECT TECHNOLOGY	STANDARD	OPTIONAL
Cat Product Link	•	
SERVICE AND MAINTENANCE	STANDARD	OPTIONAL
Grouped location of engine oil and fuel filters	•	
Scheduled Oil Sampling (S-O-S SM) ports	•	
Electric refueling pump with automatic shutoff		•
SAFETY AND SECURITY	STANDARD	OPTIONAL
Caterpillar One Key security system	•	
Lockable external tool/storage box	•	
Lockable door, fuel, and hydraulic tank locks	•	
Lockable fuel drain compartment	•	
Service platform with anti-skid plate and recessed bolts	•	
RH handrail and hand hold (ISO 2867:2011 compliant)	•	
Standard visibility mirror package	•	
Signaling/warning horn	•	
Ground-level secondary engine shutoff switch	•	
Rearview camera and right-hand-side mirror	•	

Not all features are available in all regions. Please check with your local Cat dealer for specific offering availability in your area.

For additional information, refer to the Technical Specifications brochures for the 336 GC and 336 models available at www.cat.com or your Cat dealer.



For more complete information on Cat products, dealer services and industry solutions, visit us on the web at www.cat.com

© 2018 Caterpillar. All Rights Reserved.

VisionLink is a trademark of Trimble Navigation Limited, registered in the United States and in other countries.

Materials and specifications are subject to change without notice. Featured machines in photos may include additional equipment. See your Cat dealer for available options.

CAT, CATERPILLAR, LET'S DO THE WORK, their respective logos, "Caterpillar Yellow", the "Power Edge" trade dress as well as corporate and product identity used herein, are trademarks of Caterpillar and may not be used without permission.
www.cat.com www.caterpillar.com

AEXQ2370-01
Build Number: 07A

